



INVESTMENT FACT SHEET
FOR THE MONTH OF JANUARY 2025

GOVERNING COMMITTEES



BOARD FINANCE & INVESTMENT COMMITTEE

- **SHAHID GHAFAR**
(CHAIRMAN)
- **RAFIUDDIN ZAKIR MAHMOOD**
(MEMBER)
- **OMER FAROOQ**
(MEMBER/SECRETARY)
- **JAVED AHMED**
(MEMBER/CEO)
- **JOHN JOSEPH METCALF**
(MEMBER)
- **SHAN RABBANI**
(MEMBER)

INVESTMENT MANAGEMENT COMMITTEE

- **JAVED AHMED**
(CHAIRMAN/CEO)
- **ZAHID BARKI**
(MEMBER)
- **SHAN RABBANI**
(MEMBER)
- **DILEEP KUMAR MAHESHWARI**
(MEMBER/SECRETARY)
- **OMER FAROOQ**
(MEMBER)
- **FARHAN AKHTAR FARIDI**
(MEMBER)
- **ASIF MOBIN**
(MEMBER)

EXTERNAL AUDITORS

- **A.F FERGUSON & CO PVT LTD**

APPOINTED ACTUARY

- **NAUMAN CHEEMA, NAUMAN ASSOCIATES, LAHORE**

KEY HIGHLIGHTS



Dear Policyholders,

After strong performance over the last five months, the PSX turned bearish in the first month of CY25. The benchmark KSE-100 closed at 114,256 points, marking a 0.8% decline from Dec'24 (-871 points). The reasons for the overall decline include: 1) Global uncertainty caused by Donald Trump's tariff on key trading partners, potentially sparking a trade war, 2) Concerns about the upcoming IMF review amid the huge revenue shortfall and the lack of progress on other performance benchmarks, 3) The contraction of large-scale manufacturing despite massive rate cuts in the last seven months and, 4) Inconclusive talks between the Government and PTI which further aggravated the situation.

On the economic side, oil prices have increased during the month, with petrol selling at PKR 257.13/ltr (+PKR 4.47/ltr) and HSD at PKR 267.95/ltr. Pakistan's CPI inflation for Jan'25 arrived at 2.41% Y/Y, compared to 4.06% a month earlier. The PKR remained stable against the USD in the interbank market, closing at PKR 278.94/USD. Total FX reserves stood at USD 16.04bn, with SBP reserves at USD 11.42bn. The trade deficit for Dec'24 rose to USD 1.73bn, up 27% M/M, while the current account balance reported a surplus of USD 582mn, a 15% M/M decline.

The major numbers during the month:

- **The current account surplus clocked in at USD 582mn in Dec'24.**
- **CPI inflation in Jan'24 stood at 2.41% Y/Y, compared to 4.06% a month earlier.**
- **PKR depreciated against USD by a mere 0.4 rupee during the month, closing at PKR 278.94/ USD.**
- **As of 31st Dec 2024, Brent closed at USD 77.31/bbl, while coal at USD 99.95/mt.**

The LSMI output for Nov'24 decreased by 3.81% Y/Y whereas in 5MFY25, LSMI has shown a negative growth of 1.25% Y/Y. The main contributors towards overall decline of 1.25% are furniture (-2.24), electrical equipment (-0.64), iron & steel products (-0.62), cement (-0.61), machinery & equipment (-0.25), petroleum products (-0.18), food (0.23), tobacco (0.39), textile (0.40), automobiles (0.78) and garment (1.76).

Cement dispatches recorded 14% Y/Y growth in Jan'24, with total dispatches at 3.90mn MT compared to 3.41mn MT in Jan'24. The sale of petroleum products witnessed an increase of 8% M/M and clocked in at 1.38mn MT in Jan'25.

ECONOMY UPDATE

MACROECONOMIC INDICATORS

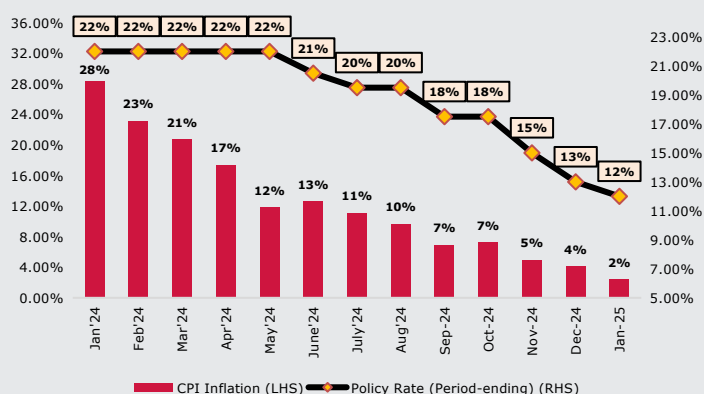
KEY STATISTICS	REPORTED MONTH	CURRENT	PREVIOUS	FYTD
Trade Deficit (USD mn)	Dec	(1,725)	(1,355)	(11,514)
Remittances (USD mn)	Dec	3,079	2,915	17,847
Current A/C Balance (USD mn)	Dec	582	684	1,210
FDI (USD mn)	Dec	170	219	1,329
Tax Collection* (PKR bn)	Jan	872	1,326	6,364
M2 Growth				-0.48%

Source SBP, FBR

* Provisional figures

In Dec'24, trade deficit narrowed to USD 1,725mn compared to USD 1,355mn during previous month, a decrease of 27% monthly. Cumulatively, the trade deficit for 1HFY25 clocked at USD 11.52bn compared to USD 10.23bn, showing an expansion of 13% Y/Y. In Jan'25, FBR collected PKR 872bn in taxes, missing the month's target by PKR 84bn.

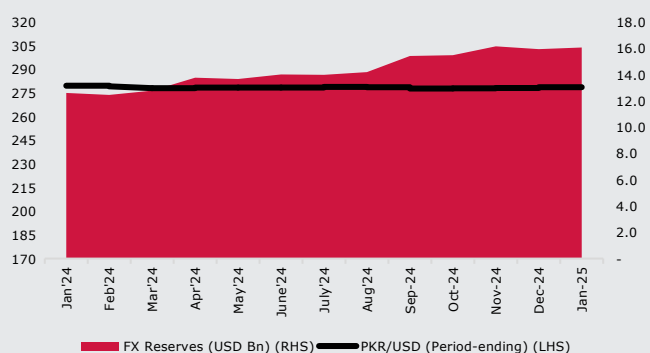
INFLATION



Source: PBS

The national CPI during the month of Jan'25 stood at 2.41% Y/Y compared to 4.06% Y/Y in the previous month. On a M/M basis, CPI inflation increased by 0.2% in Jan'25 compared to 0.1% in the previous month. To note, RIR stands at a significant 9.59%.

PKR/USD PARITY VS FX RESERVES



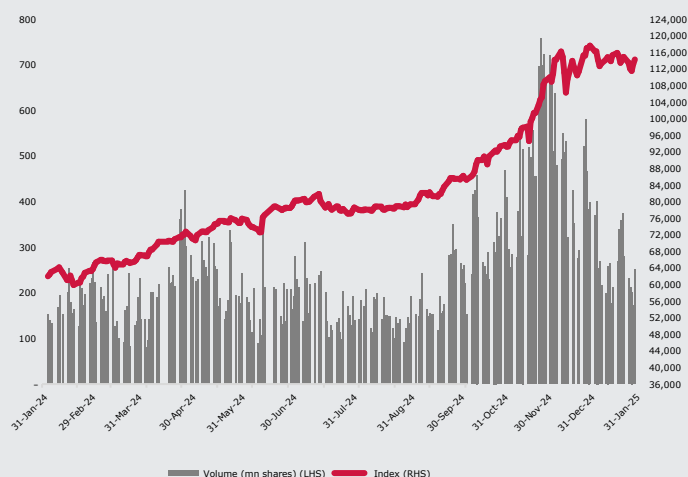
Source: SBP

As of 31st Jan 2025, Net reserves with SBP stood at USD 11.42bn, while commercial banks reserves held USD 4.62bn, bringing the total reserves to USD 16.04bn. During the same period, PKR remained stable against the US Dollar, closing a rate of PKR 278.94/USD.

CAPITAL MARKETS UPDATE

EQUITY MARKET

KSE-100 ONE YEAR PERFORMANCE



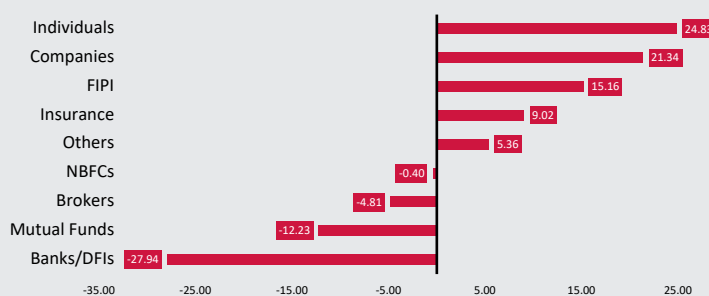
In Jan'25, the KSE-100 index turned bearish, closing at 114,256, marking a slight decline of 0.8% (-871 points). Trading activity was low as the average volumes fell 46% M/M to 679 million shares and average traded value decreasing 38% M/M to PKR 33.2bn. The drop in performance was due to: 1) Global uncertainty caused by Donald Trump's tariff on key trading partners, potentially sparking a trade war, 2) Concerns about the upcoming IMF review amid the huge revenue shortfall and the lack of progress on other performance benchmarks, 3) The contraction of large-scale manufacturing despite massive rate cuts in the last seven months and, 4) Inconclusive talks between the Government and PTI which further aggravated the situation.

SECTOR WISE TOP CONTRIBUTORS



The major sectors driving the negative performance of equity benchmark during the month were Oil & Gas Exploration (-1,905 points), Oil & Gas Marketing (-786 points), Technology & Communication (-386 points), and Refinery (-200 points). On the other hand, sectors that contributed positively to market performance are Fertilizers (+1,434 points), Commercial Banks (+1,017 points), and Automobiles (+153 Points).

FIPI LIPI



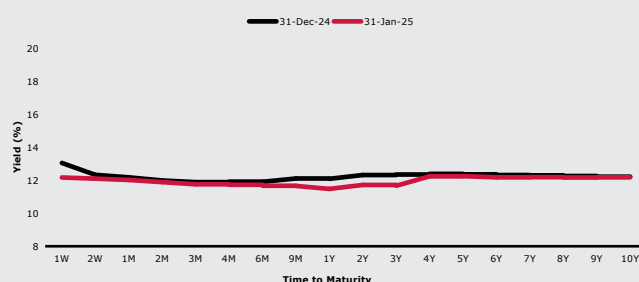
Foreigners were net sellers of USD 15.2mn with major outflows recorded in Fertilizers (USD 7.5mn), Banks (USD 6.5mn), FMCG (USD 3.4mn), and Power (USD 0.9mn). On the other hand, inflows were recorded in Cement (USD 3.2mn), Technology (USD 1.0mn), Oil & Gas Dist. (USD 0.3mn) and Textile (USD 0.2mn).

On the domestic front, Individuals (USD 24.8mn), Companies (USD 21.3mn), Insurance (USD 9.0mn) and Others (USD 5.4mn) were major net buyers while net selling was noted in Banks/DFIs (USD 27.9mn), Mutual Funds (USD 12.2mn), Brokers (USD 4.8mn), and NBFCs (USD 0.4mn).

CAPITAL MARKETS UPDATE

DEBT MARKET

YIELD CURVE



Source: MUFAP

During the last calendar month, secondary market yields for 3, 6 and 12-months T-bills closed at 11.75% (-13 bps MoM), 11.66% (-24 bps MoM) and 11.47% (-61 bps MoM) respectively. In addition, yields for longer-term instruments also fell as 3-year fixed rate PIBs closed at 11.66% (-68 bps MoM), 5-year closing at 12.24% (-11 bps MoM) and 10-year closing at 12.16% (-2 bps MoM).

During the month, the State Bank of Pakistan received bids worth PKR 3,102 bn in Treasury bills auction, surpassing the overall target of PKR 600 bn. Ministry of Finance accepted PKR 551 bn in two auctions held in January. The latest cut-offs stand at 11.59% (-41 bps MoM), 11.40% (-59 bps MoM) and 11.39% (-91 bps MoM) for 3-months, 6-months and 12-months tenors respectively.

KIBOR

INSTRUMENT	JAN-25	DEC-24
Kibor-3 Month	11.83%	12.14%
Kibor-6 Month	11.72%	12.16%
Kibor-12 Month	11.88%	12.52%

Source: SBP

During the month, the Kibor rates for the 3-month, 6-month and 12-month periods wrapped up at 11.83% (-31bps MoM), 11.72% (-44bps MoM) and 11.88% (-64bps MoM).

AUCTION UPDATE

TENORS	CUT OFF	PREVIOUS CUT OFF	CHANGE
T-BILLS			
3-Month	11.59%	12.00%	-41
6-Month	11.40%	11.99%	-59
12-Month	11.39%	12.30%	-91
FIXED RATE PIBS			
2 year	11.94%	12.50%	-56
3 year	11.89%	12.50%	-61
5 year	12.40%	12.59%	-19
10 year	12.80%	12.80%	-
15 year	BR	BR	-
FLOATING RATE PIBS - QUARTERLY			
2 year	BR	BR	-
3 year	-	-	-
FLOATING RATE PIBS - SEMI ANNUAL			
2 year	-14	BR	-
5 year	91	95	-4
10 year	130	145	-15

In addition, participation of PKR 1,300 bn was observed in the auction of floating-rate bonds well above the target of PKR 300 billion. The MoF accepted bids worth PKR 127 bn in semi-annual reset FRBs. Latest cut-off spreads changed slightly from the previous auction at -14 bps (Bids rejected in the previous month) for 2-year, 91 bps (-4 bps MoM) for 5-year and 130 bps (-15 bps MoM) for the 10-year FRBs.

State Bank of Pakistan also conducted a fixed rate PIB auction on January 15, 2025. Total bids received amounted to PKR 1,568 billion, exceeding the target of PKR 350 billion. The Ministry of Finance, adhering the targets, accepted bids totaling PKR 339 billion. The cut-offs stand at 11.94% (-56 bps MoM), 11.89% (-61 bps MoM), 12.40% (-19 bps MoM), and 12.80% (No Change MoM) for 2-Years, 3-Years, 5-Years and 10-Years respectively. Furthermore, 15-year fixed rate PIB was also offered which received total bids amounting to PKR 16.5 billion against the target of PKR 50 billion, however, the bids were rejected by SBP.

STRATEGY & OUTLOOK



EQUITY MARKET:

We expect the equity market to continue its upward momentum, albeit with volatility, driven by growing investor confidence. This positive sentiment is reinforced by Pakistan's participation in the 37-month Extended Fund Facility and a notable decline in CPI readings, paving the way for further policy rate cuts. However, market performance remains susceptible to changes in government policies, economic indicators, global developments, and rising political tensions.

Key triggers which can have an impact on benchmark include:

- **Successful completion of the first IMF EFF review, expected in Q1 2025.**
- **Further monetary easing, supported by a softer inflation outlook.**
- **Political stability, ensuring the continuation of economic consolidation.**
- **Revenue-enhancing and expenditure-control measures, crucial for economic stability and fiscal health.**
- **Anticipated P/E rerating and increased liquidity in equities.**

We remain committed to actively monitoring the equity market and capitalizing on emerging opportunities to maximize returns for our policyholders.

DEBT MARKET:

In the backdrop of receding inflationary pressure, the Monetary Policy Committee has reduced the policy rate this month by 100 bps: from 13% to 12%. The inflation for the month of Jan '25 dropped to 2.4%. CPI shows an increase of 0.2% MoM, primarily driven by the increase in housing and energy index.

Real interest rates remain deep in the positive territory, trending just under 10%. Inflation is anticipated to remain subdued until the second half of 2025, after which it is expected to reaccelerate as the base effect comes into play. On the external front, government moves through with the IMF program which remains essential to maintaining macroeconomic stability. Given the current favourable economic conditions and a positive outlook, we believe MPC will consider reducing policy rate by another 100 bps by March 2025.

Considering the existing macroeconomic conditions and projected interest rates, our portfolios are well calibrated in longer-tenor Treasury Bills, Floating rate bonds, and Fixed rate PIBs and we continue to remain vigilant about any developments that could affect our investment strategy.

FUND WISE STRATEGY

- **Jubilee Life Balanced Fund:** Jubilee Life Balanced Fund is well poised to generate sustainable risk adjusted returns with sizable allocation of 85% in high yielding fixed income instruments and minimal allocation of 15% in equities.
- **Jubilee Life Aggressive Fund:** Equity allocation in JL Aggressive fund is around 36% to capitalize on returns from stable macro-economic environment. Investment in government securities and bank placements is 64%, yielding higher risk adjusted returns.
- **Jubilee Life Government Securities Fund:** GSF's concentration in sovereign fixed income instruments positions it favorably for capturing attractive yields while also providing the fund with exposure to duration.
- **Meesaq Balanced Fund:** Our Meesaq Balanced fund offers its policyholders sustainable return through 93% allocation in government backed instruments, along with 7% exposure in high yielding corporate Sukuks, bank deposits and mutual funds, thereby maximizing the benefits derived from opportunities in the yield curve.

JUBILEE LIFE BALANCED FUND

Fund Manager's Report
January 2025

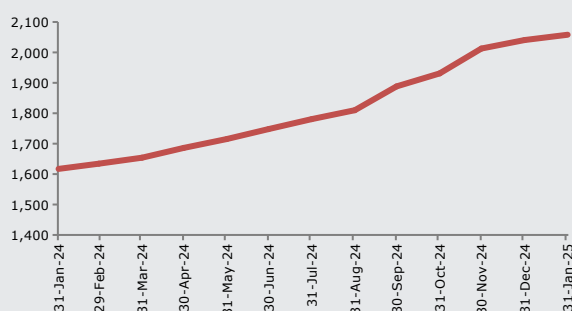
FUND OBJECTIVE

To maximize capital appreciation by investing in a balanced portfolio of wide range of shares, Government and other fixed income securities and bank deposits.

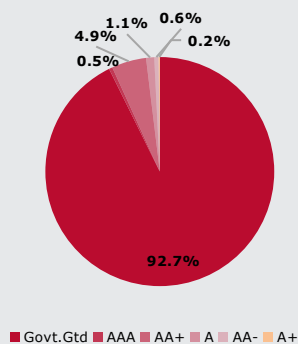
FUND MANAGER'S COMMENTS

During the month of January 2025, Balanced Fund's (BF) Unit Price increased by PKR 17.46 (0.86%). The fund's allocation to government securities stands at 78.73% at month end against 78.91% last month while allocation to equities is at 7.46% versus 7.31% last month. Within sectors, the fund is tilted towards Commercial Banks with a total allocation of 88.22% followed by Paper & Board, Miscellaneous and Oil & Gas Exploration Companies with a sector allocation of 5.21%, 4.25% and 1.73% respectively.

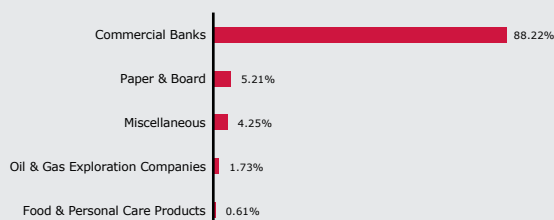
12-M ROLLING FUND PRICE



ASSET QUALITY (Debt Securities)



SECTOR ALLOCATION (Equities)



FUND INFORMATION

DESCRIPTION	INFORMATION
Fund Name	Jubilee Life Balanced Fund
Net Assets	PKR 74,147 Million
Launch Date	31.12.1996
NAV Per Unit At Launch Date (31.12.1996)	PKR 99.50
NAV Per Unit At month end (31.01.2025)	PKR 2,058.06
Category	Balanced Fund
Pricing Mechanism	Forward on daily basis
Risk Profile	Medium
Management Fee	1.50% p.a.
Expense Ratio CYTD	0.13%
Pricing Days	Monday to Friday

FUND RETURNS

PERIOD	RATE OF RETURN
1 month	0.86%
3 months	6.58%
12 months (365 days)	27.27%
Calendar YTD	0.86%
Since Inception (annualized)	11.38%
5 Years (annualized)	10.81%
10 Years (annualized)	8.47%

ASSET ALLOCATION

ASSETS	JANUARY-25	DECEMBER-24
Government Securities	78.73%	78.91%
Term Finance Securities	5.82%	5.79%
Cash and Short Term Deposits	0.39%	0.06%
Equities	7.46%	7.31%
Others Including Receivables	7.60%	7.92%

JUBILEE LIFE AGGRESSIVE FUND

Fund Manager's Report
January 2025

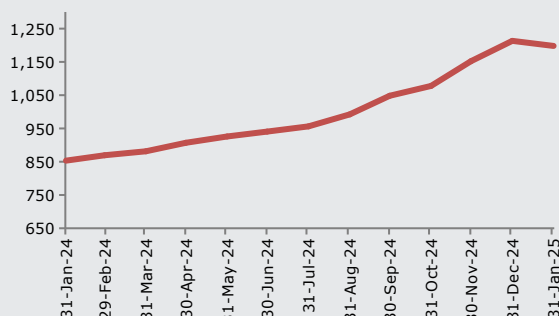
FUND OBJECTIVE

The objective of the fund is to maximize returns to policyholders by investing mainly in equity portfolio and partly in Government securities, Term Finance Certificates and bank deposits.

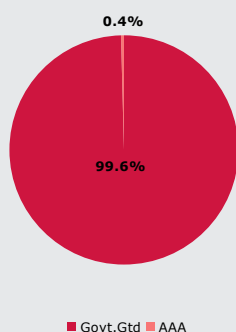
FUND MANAGER'S COMMENTS

During the month of January 2025, Aggressive Fund's (AF) Unit Price decreased by PKR 15.27 (-1.26%). The fund's allocation to government securities stands at 63.97% at month end against 62.97% last month while allocation to equities is at 24.76% versus 25.71% last month. Within sectors, the fund is tilted towards Oil & Gas Exploration Companies with a total allocation of 53.59% followed by Commercial Banks, Textile Composite and Paper and Board with a sector allocation of 37.34%, 3.28% and 2.21% respectively.

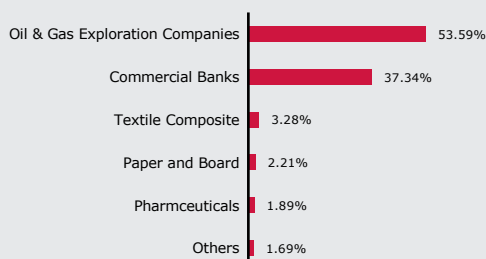
12-M ROLLING FUND PRICE



ASSET QUALITY (Debt Securities)



SECTOR ALLOCATION (Equities)



FUND INFORMATION

DESCRIPTION	INFORMATION
Fund Name	Jubilee Life Aggressive Fund
Net Assets	PKR 32,428 Million
Launch Date	28.07.2004
NAV Per Unit At Launch Date (28.07.2004)	PKR 100.00
NAV Per Unit At Month end (31.01.2025)	PKR 1,197.97
Category	Aggressive Fund
Pricing Mechanism	Forward on daily basis
Risk Profile	High
Management Fee	1.50% p.a.
Expense Ratio CYTD	0.13%
Pricing Days	Monday to Friday

FUND RETURNS

PERIOD	RATE OF RETURN
1 month	-1.26%
3 months	11.15%
12 months (365 days)	40.40%
Calendar YTD	-1.26%
Since Inception (annualized)	12.86%
5 Years (annualized)	5.77%
10 Years (annualized)	6.35%

ASSET ALLOCATION

ASSETS	JANUARY-25	DECEMBER-24
Government Securities	63.97%	62.97%
Cash & Short Term Deposits	0.26%	0.26%
Equities	24.76%	25.71%
Mutual Funds	11.01%	11.05%
Others Including Receivables	0.002%	0.011%

MEESAQ BALANCED FUND

Fund Manager's Report
January 2025

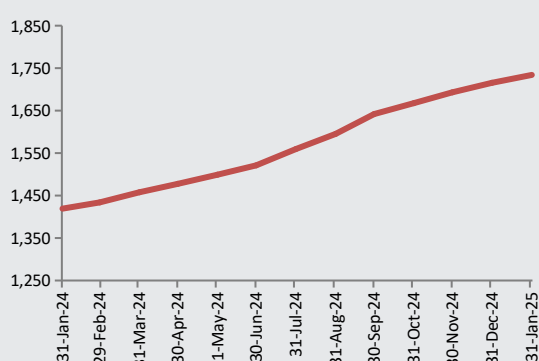
FUND OBJECTIVE

The objective of the Meesaq fund is to provide an opportunity to investors who want interest free returns. The instruments in which the Meesaq fund invests are selective stocks, sukuk, short term deposits in Islamic banks / Islamic bank branches, Islamic mutual funds and other valid interest-free investments.

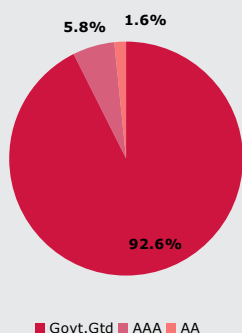
FUND MANAGER'S COMMENTS

During the month of January 2025, Meesaq Balanced Fund's Unit Price increased by PKR 18.52 (1.08%). The fund's allocation to government securities stands at 92.6% at month end against 90.52% last month while allocation to equities is at 1.62% versus 3.78% last month.

12-M ROLLING FUND PRICE



ASSET QUALITY (Debt Securities)



FUND INFORMATION

DESCRIPTION	INFORMATION
Fund Name	Meesaq Balanced Fund
Net Assets	PKR 4,284 Million
Launch Date	27.03.2008
NAV Per Unit At Launch Date (27.03.2008)	PKR 475.00
NAV Per Unit At Month end (31.01.2025)	PKR 1,734.05
Category	Balanced Fund (Non-interest Bearing)
Pricing Mechanism	Forward on daily basis
Risk Profile	Medium
Management Fee	1.50% p.a.
Expense Ratio CYTD	0.13%
Pricing Days	Monday to Friday

FUND RETURNS

PERIOD	RATE OF RETURN
1 month	1.08%
3 months	3.98%
12 months (365 days)	22.18%
Calendar YTD	1.08%
Since Inception (annualized)	7.98%
5 Years (annualized)	8.98%
10 Years (annualized)	7.86%

ASSET ALLOCATION

ASSETS	JANUARY-25	DECEMBER-24
Government Securities	92.60%	90.52%
Sukuks	4.49%	4.34%
Cash and Short Term Deposits	1.29%	1.36%
Mutual Funds	1.62%	3.78%
Others Including Receivables	0.01%	0.01%

JUBILEE LIFE GOVERNMENT SECURITIES FUND

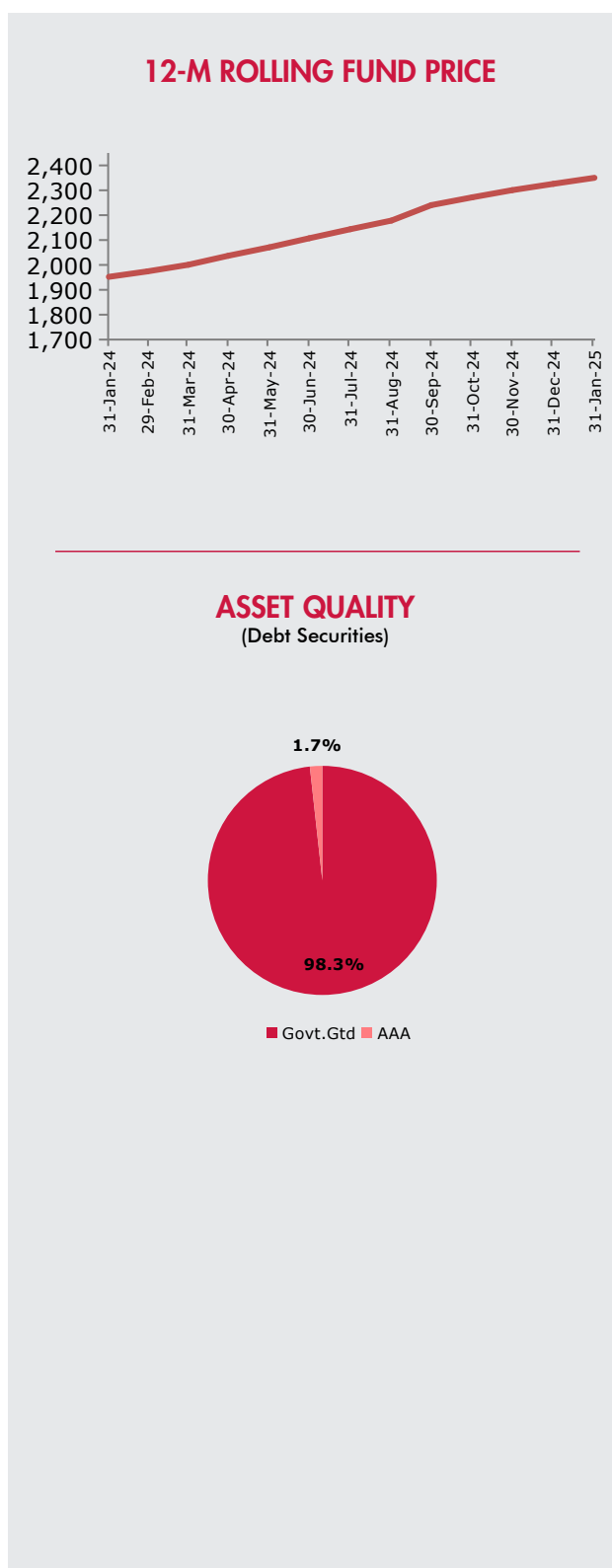
Fund Manager's Report
January 2025

FUND OBJECTIVE

This fund has been formed to enable Jubilee Life's policyholders to participate in a diversified portfolio of Fixed Income Securities with minimal exposure to equity. Government Securities fund is suitable for those who wish to earn steady returns on investments through full exposure to debt securities and minimum risk of capital erosion.

FUND MANAGER'S COMMENTS

During the month of January 2025, Government Securities Fund's (GSF) Unit Price increased by PKR 24.27 (1.04%). The fund's allocation to government securities stands at 98.26% at month end against 98.33% last month while allocation to cash and short-term deposits is at 1.74% versus 1.67% last month.



FUND INFORMATION

DESCRIPTION	INFORMATION
Fund Name	Jubilee Life Government Securities Fund
Net Assets	PKR 29,631 Million
Launch Date	01.06.2009
NAV Per Unit At Launch Date (01.06.2009)	PKR 475.00
NAV Per Unit At Month end (31.01.2025)	PKR 2,350.19
Category	Government Securities Fund
Pricing Mechanism	Forward on daily basis
Risk Profile	Low
Management Fee	1.50% p.a.
Expense Ratio CYTD	0.13%
Pricing Days	Monday to Friday
Weighted Average Maturity	1174 Days

FUND RETURNS

PERIOD	RATE OF RETURN
1 month	1.04%
3 months	3.45%
12 months (365 days)	20.39%
Calendar YTD (annualized)	13.00%
Since Inception (annualized)	10.74%
5 Years (annualized)	14.33%
10 Years (annualized)	10.76%

ASSET ALLOCATION

ASSETS	JANUARY-25	DECEMBER-24
Government Securities	98.26%	98.33%
Cash and Short Term Deposits	1.74%	1.67%
Others Including Receivables	0.002%	0.003%

JUBILEELIFE.COM

Jubilee Life Insurance Company Limited

74/1-A, Lalazar, M.T. Khan Road,
Karachi - 74000, Pakistan

Phone: (021) 32120201, 35205094

Fax: (021) 35610959

UAN: (021) 111-111-554

SMS: Your Query to 8554

E-mail: info@jubileelife.com,
complaints@jubileelife.com

Website: www.jubileelife.com