


JUBILEE LIFE INSURANCE COMPANY LIMITED
STATEMENT OF NET ASSETS (UN-AUDITED)
AS AT 31 DECEMBER 2015

	MANAGED FUND	CAPITAL GROWTH FUND	MEESAQ FUND	YAQEEEN GROWTH FUND	MANAGED GROWTH TAKAFUL FUND	CAPITAL GROWTH TAKAFUL FUND	TOTAL
----- (Rupees in '000) -----							
Cash and bank balances	1,244,479	268,865	3,639,738	95,357	19,547	19,510	5,287,496
Investments							
- Government securities	30,240,906	370,905	236,621	902,526	-	-	31,750,958
- Other fixed income securities	570,332	97,972	-	39,189	-	-	707,492
- Listed equities	14,028,480	2,182,965	2,037,474	95,486	1,075	1,075	18,346,556
- Open ended mutual funds	528,202	3,721	679,245	-	-	-	1,211,168
- Closed end mutual funds	20,840	-	-	-	-	-	20,840
	45,388,761	2,655,563	2,953,339	1,037,201	1,075	1,075	52,037,014
Dividend receivable	7,452	597	5,010	-	-	-	13,059
Interest / profit accrued	1,143,931	12,675	82,161	22,440	539	542	1,262,288
TOTAL ASSETS	47,784,622	2,937,699	6,680,248	1,154,998	21,161	21,128	58,599,856

These accounting statements have been prepared in accordance with the requirements of Rule 12 of the Unit Linked Product & Fund Rules, 2015.


Javed Ahmed
Managing Director &
Chief Executive Officer



Lilly R. Dossabhoy
Chief Financial Officer

JUBILEE LIFE INSURANCE COMPANY LIMITED
STATEMENT OF CHANGES IN NET ASSETS (UN-AUDITED)
FOR THE YEAR ENDED DECEMBER 31, 2015

	MANAGED FUND	CAPITAL GROWTH FUND	MEESAQ FUND	YAQEEEN GROWTH FUND	MANAGED GROWTH TAKAFUL FUND	CAPITAL GROWTH TAKAFUL FUND	TOTAL
----- (Rupees in '000) -----							
Fund balance brought forward from previous valuation date	34,480,702	970,879	5,072,175	953,169	-	-	41,476,925
New investments in the funds	10,537,718	1,742,547	1,449,720	215,135	20,000	20,000	13,985,120
Redemption from funds during the year/period	(1,069,421)	(46,033)	(351,311)	(103,282)	-	-	(1,570,047)
	9,468,298	1,696,513	1,098,408	111,854	20,000	20,000	12,415,073
Investment income earned during the period							
Interest / profit income	2,922,971	24,547	287,177	87,836	1,270	1,236	3,325,037
Dividend income	828,326	82,588	115,972	7,949	11	11	1,034,856
Tax on dividend income	(89,965)	(9,210)	(12,313)	(690)	(1)	(1)	(112,180)
Gain on disposal of investments	209,081	60,227	35,310	26,314	-	-	330,932
Increase / (decrease) in unrealized gains / (losses)	627,048	140,983	179,471	(15,062)	34	34	932,508
	4,497,462	299,134	605,617	106,347	1,313	1,280	5,511,153
Expenses							
Investment management charges	625,895	26,006	89,620	15,602	152	152	757,427
Other Charges	35,945	2,821	6,332	770	-	-	45,867
	661,840	28,827	95,952	16,371	152	152	803,294
Fund balance carried forward to next valuation date	47,784,622	2,937,699	6,680,248	1,154,998	21,161	21,128	58,599,856

These accounting statements have been prepared in accordance with the requirements of Rule 12 of the Unit Linked Product & Fund Rules, 2015.


Javed Ahmed
 Managing Director &
 Chief Executive Officer


Lilly R. Dossabhoy
 Chief Financial Officer

JUBILEE LIFE INSURANCE COMPANY LIMITED
STATEMENT OF PERFORMANCE MEASUREMENT (UN-AUDITED)
FOR THE YEAR ENDED DECEMBER 31, 2015

<i>The Previous Twelve Months</i>					
Full Name	Launch Date	Type of Fund	Bid Price at the beginning of the year (a)	Bid Price at the end of the year (b)	Investment Yield % (Y = b / a X 100)
Managed Fund	31-Dec-96	Balanced Fund	885.53	978.14	10.46%
Capital Growth Fund	28-Jul-04	Equity Fund	611.02	730.34	19.53%
Meesaq Fund	27-Mar-08	Non-interest bearing Investment	794.02	867.81	9.29%
Yaqeen Growth Fund	01-Jun-09	Capital Protected Fund	830.92	913.68	9.96%
Managed Growth Takaful Fund *	07-Jul-15	Shariah Compliant Balanced Fund	500.00	529.02	5.80%
Capital Growth Takaful Fund *	07-Jul-15	Shariah Compliant Equity Fund	500.00	528.19	5.64%

* The funds were launched during 2015. The yield represents the absolute return of the funds for the year / period ended December 31, 2015.


<i>The Previous Five Years</i>					
Full Name	Launch Date	Type of Fund	Bid Price at the beginning of the period (a)	Bid Price at the end of the period (b)	Investment Yield % (Y = b / a X 100)
Managed Fund	31-Dec-96	Balanced Fund	527.27	978.14	85.51%
Capital Growth Fund	28-Jul-04	Equity Fund	266.20	730.34	174.36%
Meesaq Fund	27-Mar-08	Non-interest bearing Investment	509.11	867.81	70.46%
Yaqeen Growth Fund	01-Jun-09	Capital Protected Fund	548.93	913.68	66.45%
Managed Growth Takaful Fund	07-Jul-15	Shariah Compliant Balanced Fund	Not Applicable		
Capital Growth Takaful Fund	07-Jul-15	Shariah Compliant Equity Fund	Not Applicable		


The yield represents the absolute return of the funds over the five year period, where applicable.

<i>The Previous Ten Years</i>					
Full Name	Launch Date	Type of Fund	Bid Price at the beginning of the period (a)	Bid Price at the end of the period (b)	Investment Yield % (Y = b / a X 100)
Managed Fund	31-Dec-96	Balanced Fund	336.13	978.14	191.00%
Capital Growth Fund	28-Jul-04	Equity Fund	153.91	730.34	374.53%
Meesaq Fund	27-Mar-08	Non-interest bearing Investment	Not Applicable		
Yaqeen Growth Fund	01-Jun-09	Capital Protected Fund	Not Applicable		
Managed Growth Takaful Fund	07-Jul-15	Shariah Compliant Balanced Fund	Not Applicable		
Capital Growth Takaful Fund	07-Jul-15	Shariah Compliant Equity Fund	Not Applicable		

The yield represents the absolute return of the funds over the ten year period, where applicable.

These accounting statements have been prepared in accordance with the requirements of Rule 12 of the Unit Linked Product & Fund Rules, 2015.


Javed Ahmed
 Managing Director &
 Chief Executive Officer


Lilly R. Dossabhoy
 Chief Financial Officer