

JUBILEE LIFE INSURANCE COMPANY LTD

(WINDOW TAKAFUL OPERATIONS)



INVESTORS' OUTLOOK

(TAKAFUL FUNDS)

FOR THE MONTH OF APRIL 2017



TABLE OF CONTENTS

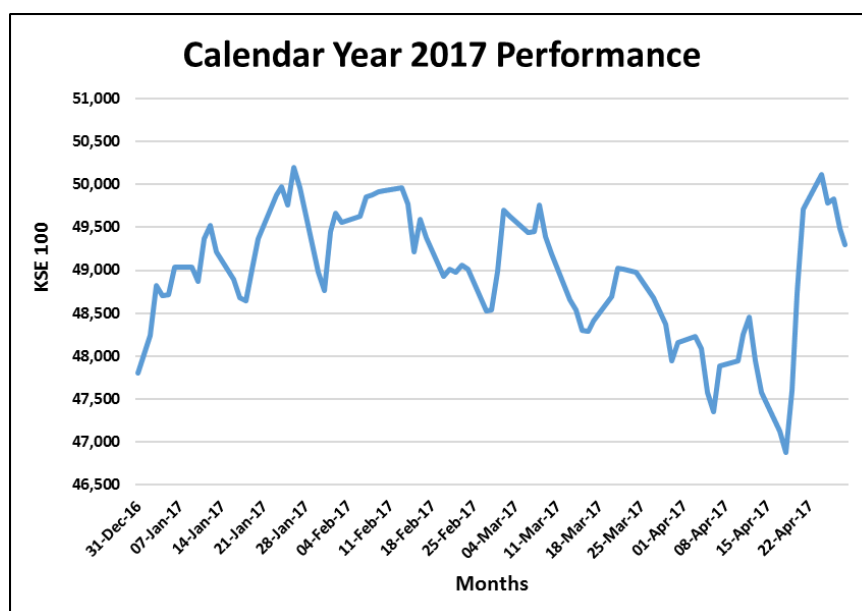
| | |
|-----------------------------------|---|
| REVIEW | 3 |
| MANAGED TAKAFUL FUND..... | 5 |
| CAPITAL GROWTH TAKAFUL FUND | 6 |

Equity Market Review

The benchmark KSE-100 exhibited a volatile trading pattern in Apr'17 and gained 1,145 pts in total before managing to close the month with 2.4%MoM return (CYTD: 3.1%). The initial part of the month reflected the continuation of overhang from Panama issue which dragged the index by over 1.1%. However, the decision from the Supreme Court could not yield any major negative surprise for the market and triggered a steep rally of 4.4% within two trading sessions whereby the Index also pushed past the 50k psychological barrier to a near all-time high of 50,112pts. March'17 corporate results were the major drivers of Index as they marked a mixed bag of both positives and negatives, where OMCs, Autos, and E&P posted above consensus results whereas Cements, Banks and Steel sectors' results were broadly in-line with the market estimates. Major Contributors in the outgoing month include UBL (+197pts), PAEL (+135 pts) and INDU (+120pts) while FFC (-100pts), ENGRO (-87pts) and MCB (-74pts) were the major laggards.

Activity in KSE-ALL remained dull as average traded volume stood at 241mn (↓2% MoM) while, the average traded value stood at USD123mn (↑9% MoM). Foreigners continued offloading their positions, selling to the tune of USD36.3mn, whereas Foreign Cumulative FY17TD net position amounts to USD (-497.5 mn). The outflows for the month were effortlessly absorbed by local liquidity led by Mutual Funds (USD +107.9mn), Insurance Companies (USD +12.1mn) and Companies (USD +6.2mn) while Individuals (USD - 52.9mn), Banks (USD - 19.8mn) and Brokers (USD - 7.1mn) remained major net sellers.

Sector-wise returns show that during the month, upside to the index was led by the Automobile Assembler sector (↑25.6%), Auto-mobile Parts (↑7.5%), OMC (↑6.7%), Cement (↑3.0%) and Commercial Banks (↑2.2%) while Fertilizer (↓4.8%), Engineering (↓4.0%) and Power (↓1%) showed sluggish performance.

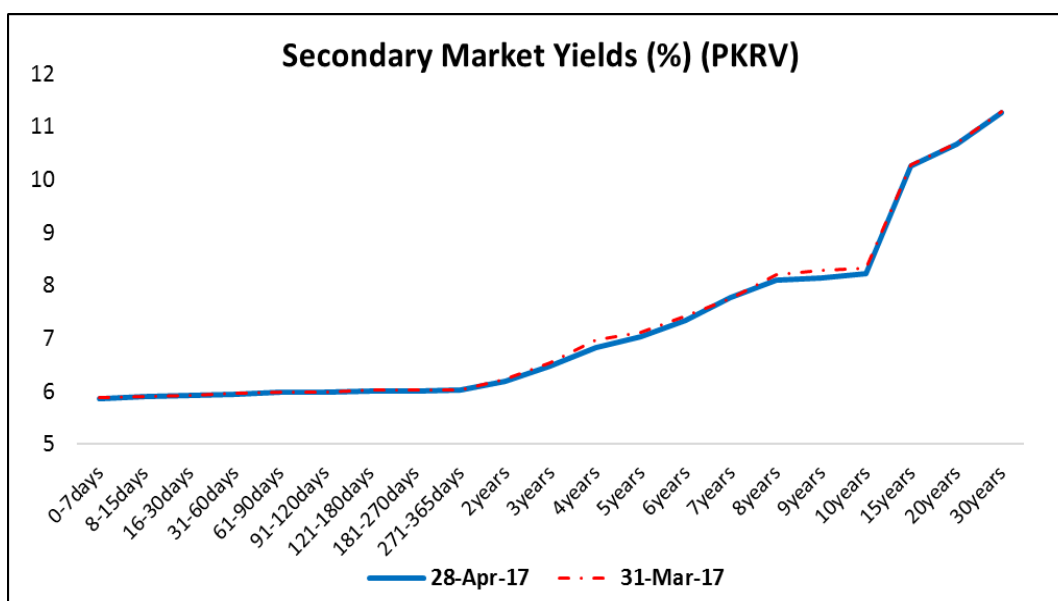


Money Market Review

The CPI Inflation increased 1.4% MoM to clock at 4.78% for the month of April'17 (much higher than the market estimates of 3.6% - 4.2%). Beating the market were two key indices i) Food Index rising 3.9%YoY, and ii) Education Index rising 12.5%YoY, while core NFNE was mostly in-line with our expectation registering at 5.5%. CPI based inflation for 10MFY17, averages at 4.1% compared to 2.8% SPLY. Core Inflation stood at 5.5% (\uparrow 3.7% MoM).

In the PIB auction held during the month, the SBP received bids worth Rs31.99 bn whereas the target was set at Rs50 bn. All bids across all tenures were rejected due to uncompetitive nature of the bids

Two T-bills auctions were conducted in April in which hefty participation was witnessed as Rs. 627 bn was accepted, against a target of Rs. 550 bn. On monthly basis, the yields for 3-months and 12-month instrument increased by 1bps to stand at 5.9851% and 5.9992% respectively. While weighted average yields for 6-month papers marginally declined by 0.3 bps to stand at 6.0082%.





MANAGED TAKAFUL FUND

Fund Objective

To optimize aggregate long term risk adjusted return through capital appreciation, dividend and profit income by investing in a Balanced Portfolio comprising of Shariah compliant equities, equity mutual funds, Sukuks (Government and Corporate), deposits with Islamic Banks and Windows or any other approved Shariah compliant avenues.

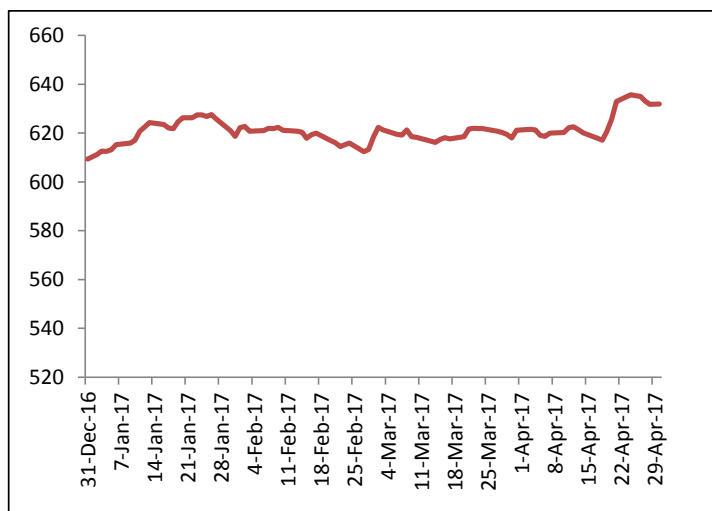
The Fund was launched on July 7, 2015.

Fund Information

| Description | Information |
|-------------------------------|--|
| Fund Name | Managed Takaful Fund |
| Fund Size | PKR 755 Million |
| Launch Date | 07.07.2015 |
| Bid Price (07.07.2015) | PKR 500.00 |
| Bid Price (30.04.2017) | PKR 631.87 |
| Category | Shariah Compliant Balanced Fund |
| Pricing Mechanism | Forward on daily basis |
| Management Fee | 1.50% p.a. |
| Pricing Days | Monday to Friday |
| Auditors | KPMG |
| Appointed Actuary | Nauman Cheema, Nauman Associates, Lahore |

Fund Returns

During the month of April 2017 Managed Takaful Fund's (MTF) Unit Price increased by PKR 10.66 (1.72%) net of fund management fee.



Investment Committee Members

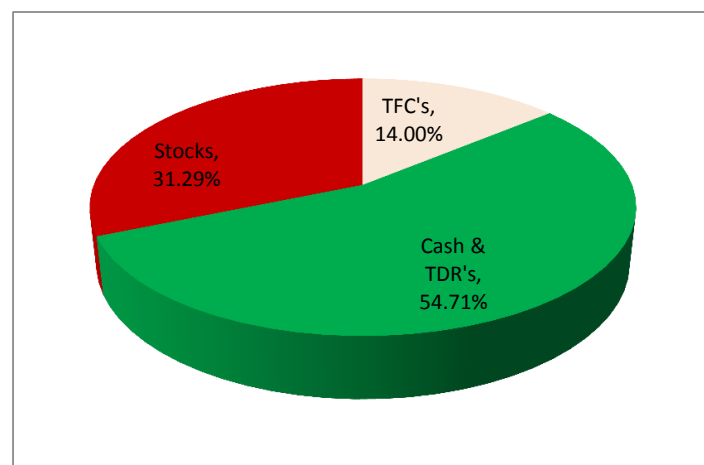
| | |
|--------------------------------|--------------|
| Ayaz Ahmed | Chairman |
| Javed Ahmed | Member / CEO |
| Rafiuddin Zakir Mahmood | Member |
| John Joseph Metcalf | Member |
| Lilly R. Dossabhoy | Member |
| Shan Rabbani | Member |

Fund Returns

| Period | Rate of Return |
|------------------------|----------------|
| 1 month | 1.72% |
| 3 months | 2.12% |
| 12 months | 16.17% |
| Calendar YTD | 3.69% |
| Since Inception | 26.37% |

Assets

| | April-17 | March-17 |
|-------------------------------------|----------|----------|
| Term Finance Certificates | 14.00% | 15.67% |
| Cash and Short Term Deposits | 54.71% | 51.35% |
| Stocks | 31.29% | 32.98% |





CAPITAL GROWTH TAKAFUL FUND

Fund Objective

To optimize aggregate long term risk adjusted return through capital appreciation, dividend and profit income by investing in an Aggressive Portfolio primarily comprising of Shariah compliant equities and equity mutual funds with any excess liquidity being invested in Sukuks (Government and Corporate) or deposits with Islamic Banks and Islamic Windows of Conventional Banks.

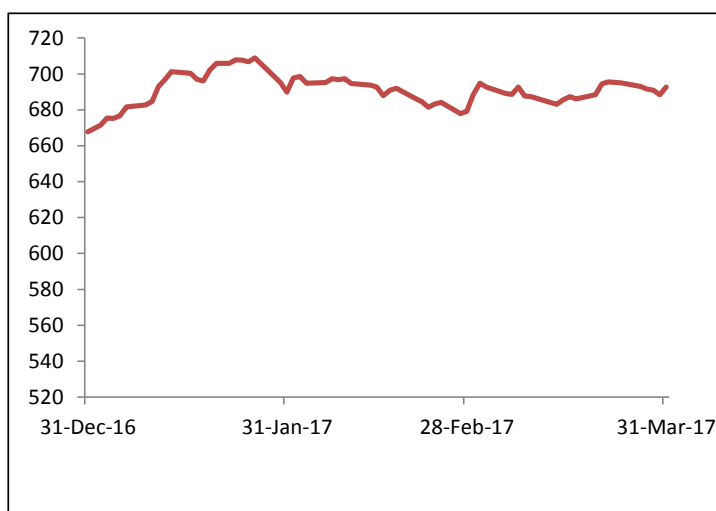
The Fund was launched on July 7, 2015.

Fund Information

| Description | Information |
|-------------------------------|--|
| Fund Name | Capital Growth Takaful Fund |
| Fund Size | PKR 1,222 Million |
| Launch Date | 07.07.2015 |
| Bid Price (07.07.2015) | PKR 500.00 |
| Bid Price (30.04.2017) | PKR 709.29 |
| Category | Shariah Compliant Equity Fund |
| Pricing Mechanism | Forward on daily basis |
| Management Fee | 1.50% p.a. |
| Pricing Days | Monday to Friday |
| Auditors | KPMG |
| Appointed Actuary | Nauman Cheema, Nauman Associates, Lahore |

Fund Returns

During the month of April 2017 Capital Growth Takaful Fund's (CGTF) Unit Price increased by PKR 16.65 (2.4%) net of fund management fee.



Investment Committee Members

| | |
|--------------------------------|--------------|
| Ayaz Ahmed | Chairman |
| Javed Ahmed | Member / CEO |
| Rafiuddin Zakir Mahmood | Member |
| John Joseph Metcalf | Member |
| Lilly R. Dossabhoy | Member |
| Shan Rabbani | Member |

Fund Returns

| Period | Rate of Return |
|------------------------|----------------|
| 1 month | 2.40% |
| 3 months | 2.81% |
| 12 months | 29.52% |
| Calendar YTD | 6.24% |
| Since Inception | 41.86% |

| Assets | April-17 | March-17 |
|-------------------------------------|----------|----------|
| Government Securities | 8.31% | 9.74% |
| Term Finance Certificates | 7.13% | 8.30% |
| Cash and Short Term Deposits | 37.49% | 29.75% |
| Stocks | 47.07% | 52.21% |

